

Further news: structure test and crack test combined eddyvisor®SC

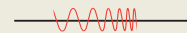
The instrument platform *eddyvisor*® is completed by the new instrument *eddyvisor*®SC.

This instrument combines structure test and crack detection in one unit, and enables verification for surface defects and correct heat treatment in one instrument and in one test system.

Up to now, two different instruments have been needed for such cases.

The new single instrument may be equipped with up to 16 structure test channels and up to eight crack test channels.

The ibg team will be glad to inform you on applications and cost-saving potential when using this instrument.



20793 Farmington Road
Farmington Hills, MI 48336
248 478-9490
Fax: 248 478-9491
www.ibgndt.com
E-Mail: sales@ibgndt.com

eddyvisor®C:

The new standard in eddy current crack detection technology




eddyvisor®SC with crack detection

You, as a user of eddy current crack detection, already know the procedure: The crack test instrument is calibrated with a natural or an artificial defect (crack or pore) in order to determine the selectivity of testing.

The Concept of *eddyvisor*®C is dramatically different:

NDT Talk



by Bill Buschur - General Manager

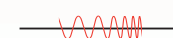
Go-ahead for the new generation *eddyvisor*® was given two years ago. We presented the path-breaking structure test instrument, *eddyvisor*®S, which in the meantime has been very well received by customers and via strong sales worldwide.

Now, we are very proud to present our new crack test instrument, *eddyvisor*®C, which completes the generation of instruments in the *eddyvisor*® family.

The *eddyvisor*®C is specially designed for crack detection on components and provides unrivaled technical features, some of which are shown on the following pages.

A further novelty is the instrument *eddyvisor*®SC, which combines the Preventive Multi-Frequency Technology and the crack detection in one instrument.

Bill Buschur



Calibration is with good parts only, a principle many of you already know from ibg's Preventive Multi-Frequency Testing (PMFT) in the structure test field.


In calibration, the crack probe is moved over the area to be tested on the reference part, which is actually a good part with no flaws. Signals generated by the acceptable surface finish are recorded and displayed as tolerance fields, signals from a large number of band pass filter settings are taken simultaneously, and a tolerance zone is established for each filter setting.

So we have created the "Preventive Multi-Filter Testing." It is pure chance that the abbreviation is also PMFT, but it complies with the test philosophy of ibg.

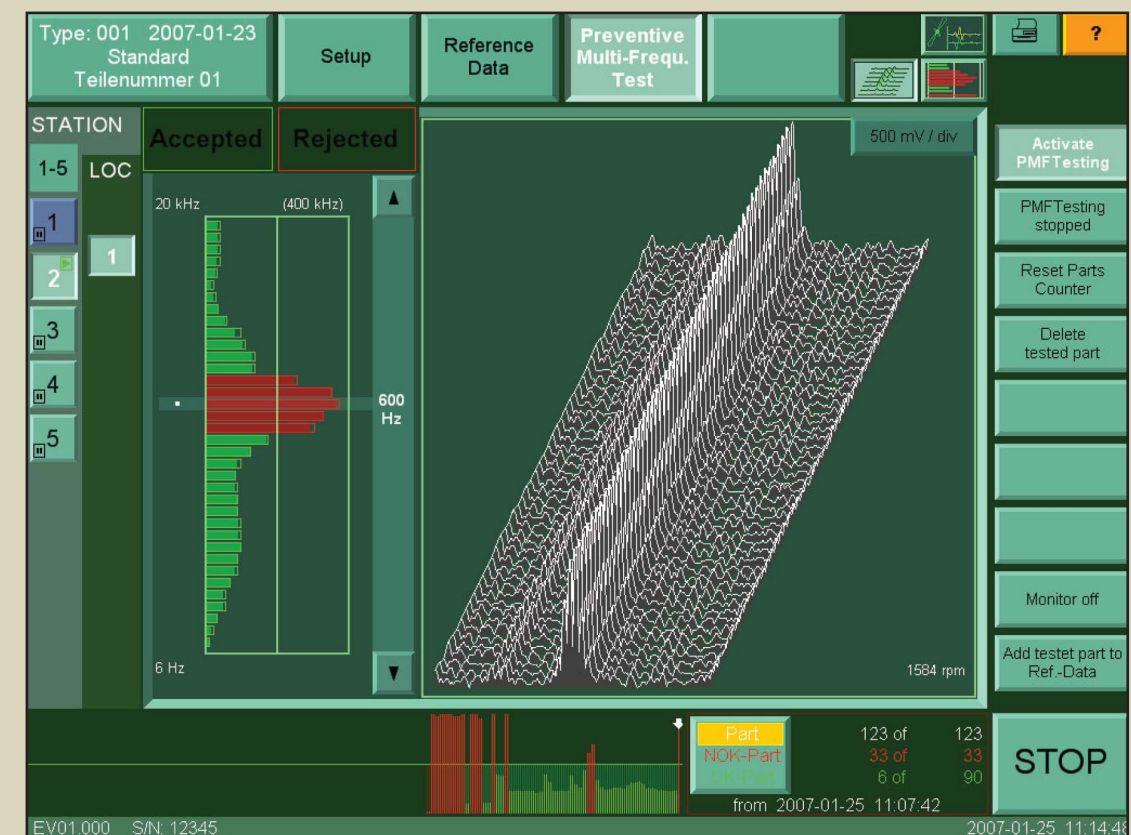
Both structure test and crack detection require good parts only for calibration and thus also unexpected defects and faults are detected as well.

Another feature is "lift-off compensation," which may be achieved in order to balance alterations in distance between probe and part surface due to eccentricity and mechanical tolerances. One lift-off probe requires two crack test channels.

A fifteen-inch color touch screen enables several useful graphical display options of test results. Different view options include a bar graph, tolerance fields, or xy-, x(t) and y(t) display. A three-dimensional C-scan is possible, as well.



eddyvisor@SC with eight structure test and two crack test channels



C-scan

Further features of the eddyvisor®C

The basic instrument *eddyvisor®C* contains two independent crack test channels for the operation of two crack detection probes, and may be equipped with up to 16 independent channels.

Up to 50 part types with their related settings can be internally stored in the instrument and recalled manually or automated via PLC signals. All internally stored data may be transferred to a PC or stored on a USB-stick.