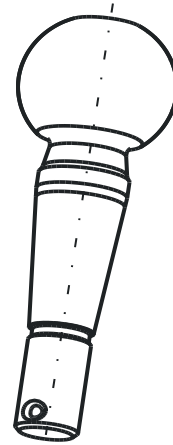
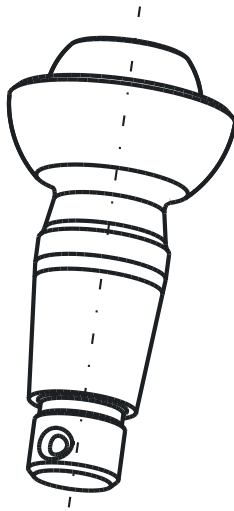


Automatic crack detection on
ball pins with 2-channel eddydetector®



Test rate : 5.400 parts/h

Variety of parts : 12 types


Crack specification :

depth : $\geq 0,100\text{mm}$

width : $\leq 0,100\text{mm}$



length : $\geq 3,75\text{mm}$

orientation : longitudinal




The parts are fed in pairs,


*put into rotation
at the test station
and tested,*



*and forwarded to the
OK or NOK chute (left)
depending on the
sorting decision.*



*Feeding by „divider”
onto two lines and
both escapement
wheels.*



*Change-over to a different part type can be
carried out easily and within a few minutes by
means of easily accessible change parts
(below).*